



CSJMU CARBON FOOTPRINT REPORT 2025-26

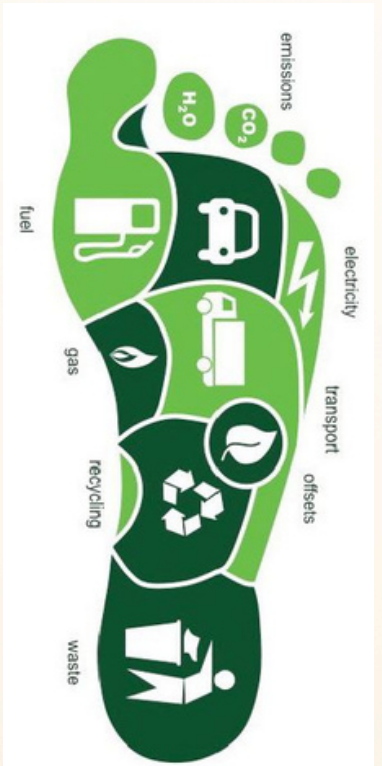
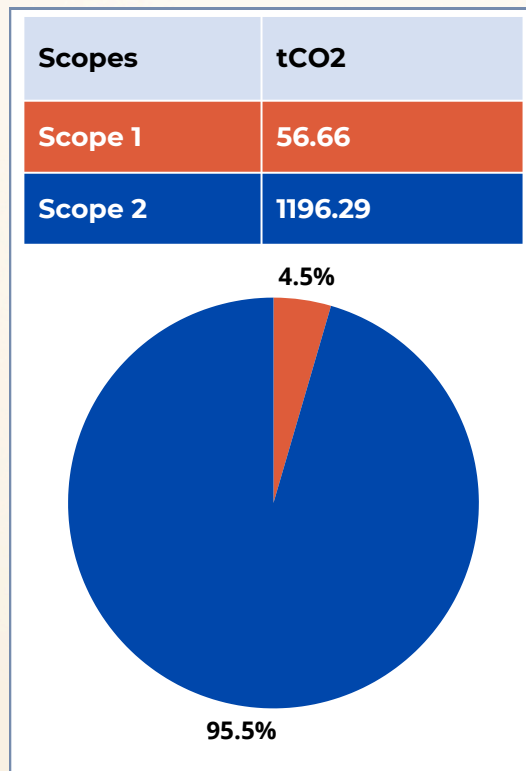
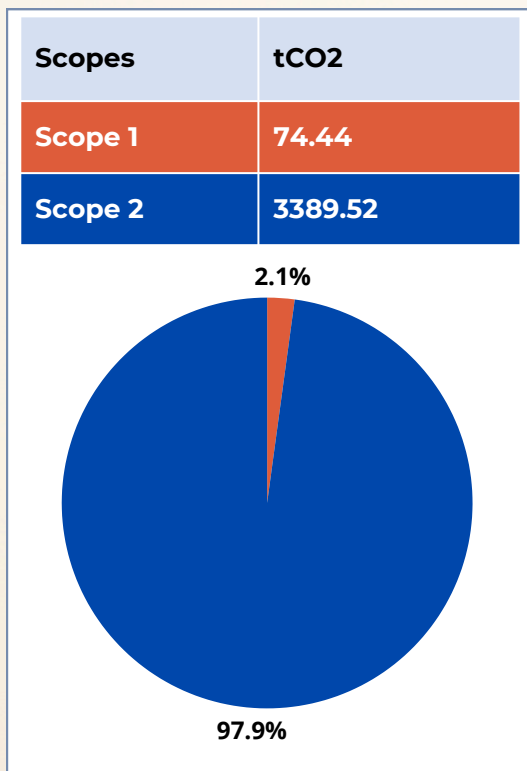
We followed the GHG protocol to calculate the university's carbon emissions for the financial year 2025-26. Total carbon emissions for Scope 1 & 2 are estimated at 56.66 tonnes & 1196.29 tonnes, respectively; Scope 3 emissions are still being assessed. Baseline year when we started recording our emissions is 2022-23, and we have prepared a sustainability policy to reduce our emissions by the year 2035.

TOTAL EMISSIONS AND INTENSITY METRICS

1252.95	0.086	0.0044
Total tCO2e	tCO2 Per Person	tCO2 Per Sq Metre

BASELINE YEAR 2022-23

PREVIOUS YEAR 2024-25



Sources	Scopes	tCO2 emission
LPG consumption	1	47.81
Fleet	1	8.85
Refrigerant leakage	1	N/A
Electricity	2	1814.51
Solar Plant	2	2 MWp solar panels are installed -618.22